








## folder structure

This fact sheet outlines the file structure of Pathways 9 in its basic form when first installed:

The default installation location (and mandatory location) is a folder named "Pathways9" on the C-Drive of the workstation.

| File or Folder  | Description  |
|---|--|
|  <b>C:\Pathways9</b>                     |  |
| Pathways9.mde   | Pathways Application                                       |
| Pathways9.bmp   | Pathways Splash Screen Logo                                |
| PathData9.mdb   | Pathways Data File   |
|  <b>C:\Pathways9\Tools</b>             |  |
| BackupFix.bat   | File that re-registers the Backup Program                  |
| Regsvr32.exe  | Support File used by Pathways 9                            |
|  <b>C:\Pathways9\Briefcase Samples</b> |  |
| *many*  | Sample briefcase merges included with Pathways             |
|  <b>C:\Pathways9\MailMerge</b>         |  |
| *many*  | Files used by the Briefcase when merging                   |
|  <b>C:\Pathways9\Tools\Help</b>        |  |
| Path9-UserGuide.pdf   | The Pathways 9 User Guide in PDF                           |
|  <b>C:\Pathways9\Tools\Logos</b>       |  |
| Activ8Footer.gif  | The file used by the reporting system in the report footer |
| *many*  | Contains images and icons used in the reporting system     |
|  <b>C:\Pathways9\Tools\Media</b>       |  |
| *many*  | Contains images used in the reporting system for contracts |